

Monday 27th April 2020

Good morning Class One! I've really enjoyed seeing all your work this week! It is so clear that you are putting so much time and effort into all your work. You are making me an incredibly proud Class One teacher!

Remember to keep moving! Maybe join Joe Wicks at 9.00 am or try some SuperMovers on BBC: <https://www.bbc.co.uk/teach/supermovers/ks1-collection/zbr4scw>

Here is your joke for this week: *What do you call a cow on a trampoline?*
- *A milkshake!*

There are two resources that I am VERY excited about. I think you are going to be find these very interesting too!

The first one is the website: phonics play.

They have recently created a newer website. They have made all their games and resources free while all of this is going on. To access this, all you have to do it use the login:

Username: home

Password: march20

I suggest using the newer website!



Coronavirus Update

In response to the ongoing situation, we have decided to make PhonicsPlay free to use during this period. Children can use the site at home without their parents needing to subscribe. To access our resources all you need to do is log on using the following details.

Username: **march20**
Password: **home**

Our aim to ensure that existing subscribers aren't disadvantaged and will seek to make sure that after the school closures are over and the site returns to normal, that existing subscribers have additional time added to their subscription. If you haven't already discovered www.phonicsplaycomics.co.uk you may also find these free decodable comics useful at a time when you can't physically exchange your children's decodable reading books.

We wish you good health and all the very best at this stressful time.

The next resource is even more exciting! Oxford Reading Tree has made their online e-library free! This means there are loads of banded books that you can read using a phone, tablet or laptop.

You do have to subscribe to this (Subscribe as a parent and put in the month and the year your child was born). It will then send you a confirmation email, all you have to do is click the link and then you will have access to the library!

If you click on 'levels' and then choose 'book band', you can then choose your book band colour and have a look through the book options! I am so excited about this because I know how much you all love reading.

Here are your answers for Friday's workbook:

Worksheet 4

Making Number Patterns

1 Write the missing numbers.

(a) 1 more than 41 is .

(b) 1 less than 99 is .

(c) 2 more than 98 is .

(d) 2 less than 51 is .

(e) 10 more than 60 is .

(f) 10 less than 100 is .

2 Complete the number patterns.

(a) 87, 86, 85, 84, , 82,

(b) 43, 45, 47, 49, , , 55

(c) 62, , 58, 56, 54, 52,

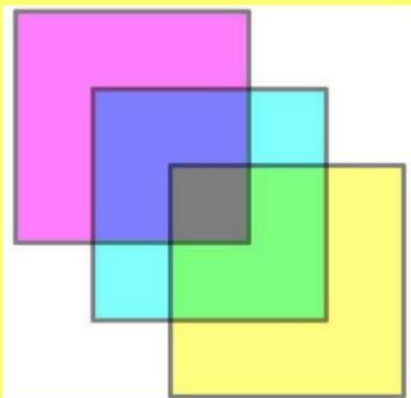
(d) 100, , 80, 70, 60, 50,

(e) 30, 40, , , 70, 80, 90

We have reached the end of our maths topic now. I would like children to try and be as independent as possible when finding the answers to these problems. They will need help reading the questions.

Maths starter:

How many squares do you see



Lesson 5: Chapter consolidation,

L.I: To be able to apply knowledge of numbers to solve problems.

Lesson Approach

Mind Workout

Ask pupils to use the 3 digits given to make the numbers in the task. Ask them to explain how they make the numbers and how they compare them to decide on the order.


Maths Journal

Ask pupils to write about their favourite 2-digit number and explain why it is their favourite. Encourage them to work with their friends and family to find their favourite number in different places such as in storybooks, around the school, at home or in their neighbourhood.




Self Check

Complete this with pupils as a chapter summary and determine if any pupils need extra support.

Please complete this activity in your home learning book:

Mind Workout 

Look at the digits.

The greatest 2-digit number I can make is .

The smallest 2-digit number I can make is .

Make two more 2-digit numbers.

Arrange the numbers in order.

, , , greatest

What is your favourite 2-digit number?
Why?



Can you find your favourite number in storybooks, around the school, at home or in your neighbourhood?

Self Check

I know how to...

- count to 100.
- count in twos, fives and tens to 100.
- read and write numbers to 100.
- say a number that is 1 more or 1 less than a 2-digit number.
- compare and arrange numbers within 100.

Workbook: Page 91

3 Cross out the number that does not belong in each pattern.

Example

59, 60, 61, 62, ~~58~~, 63, 64, 65

(a) 74, 72, 70, 68, 66, 54, 64

(b) 48, 42, 50, 52, 54, 56, 58

(c) 40, 50, 30, 60, 70, 80, 90, 100

(d) 90, 80, 70, 40, 60, 50



Answers will be posted tomorrow.

Mind Workout

Date: _____

I am a number smaller than 100.
I have zero ones.
My tens digit is 1 less than 8.
What number am I?

I am .

Reading for pleasure: 30 mins- You can use the Oxford Reading Tree website!

English:

Writing: 30 mins

Learning intention: To write a setting description.

A setting is: **where** and **when** a story is set. When writing a story it is really important. This video is a good tool for understanding what a setting is:

<https://www.bbc.co.uk/bitesize/topics/zpccwmn/articles/z8mqsrq>

I would like you to practise the model text (At the End of the Rainbow).

At the end of the story, we do not find out where Josie is going or has gone. Therefore, I would like you to think about where she could have gone (it could be anywhere). I have added a Powerpoint onto the blogs with pictures of fantasy/magical settings.

I would like to either choose a setting from the Powerpoint or create your own setting that Josie could have ended up in. There are no wrong answers here!

Think about and describe: *What you can see, hear, smell and feel.*

For example, I have chosen the castle under the rainbow. This is a short example of what you might write:

The *magical* castle stood *above* the clouds. I could see the *purple* flags flying in the wind *like wings of a bird*. It smelled like candyfloss and chocolate.

In this small paragraph, I have used: *adjectives, prepositions* and a *simile*.

Use your imaginations to write a setting description.

Reading:

Read: *The Race Across the River* by Ruth Merttens and Anne Holm Peterson. This will be posted separately on the blog.

I would like you to verbally answer these questions: *Do you think a race between lots of animals would be an exciting thing to have at a birthday party? Why?*

How would you control all those noisy, squabbling animals?

Project:

We are going to be learning about the seaside this week! Your first job to do is read the following piece. It is all about the seaside (past and present).

History of Seaside Holidays

The First Seaside Holidays

Seaside holidays first started in Britain during the 1700s. At this time, it was only the rich people who went to the seaside. Very rich people often owned a second home at the seaside. The first British seaside town was in Scarborough.



Changes to Seaside Holidays

Seaside holidays have changed lots over the years. They started to become more popular with people who were not so rich after the invention of the railway in the 1840s. More hotels were built for people to stay in and the beach became a well-liked place. Victorian people did not like to show their bodies, so little huts called bathing machines were available.



A Comparison: Then and Now

	Then	Now
Travel	People went by train to the seaside.	People usually go by car to the seaside.
Food	People liked to eat fish and chips. Ice cream was also popular.	People like to eat fish and chips. Ice cream vans are still seen by the beach.
Activities	People liked to have a donkey ride on the beach, or walk on the promenade to listen to a band.	People still enjoy donkey rides on the beach. They also like to go to the funfair or play on the arcade machines.
Clothing	People did not like to show their skin. They often went into the sea fully-clothed.	People wear shorts, costumes or bikinis in the water. Some people wear wetsuits to protect themselves from the sun.

