



Maths starter:

**Section 1**

Put in the missing numbers.

|    |  |    |  |    |  |    |  |    |
|----|--|----|--|----|--|----|--|----|
| 12 |  | 14 |  | 16 |  | 18 |  | 20 |
|----|--|----|--|----|--|----|--|----|

**Section 2**

Add 2 more lollies.



There would be  lollies altogether.

**Section 3**

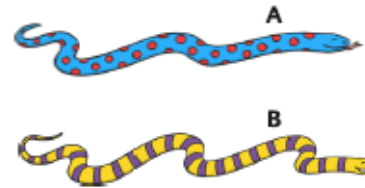
What's the missing number?

$$12 - \square = 10$$




**Section 4**

Which snake is the shortest?



**Section 5**

Two dogs eat 5 biscuits each. How many biscuits did they eat altogether?



**Section 6**

Colour half of these shapes.



**Section 7**

Circle the even numbers.

12      7      16  
13      8

**Section 8**

$$16 + \square = 20$$



$$11 + \square = 20$$



**Mind Workout**

Date: \_\_\_\_\_

There are 9 balls.



8 of the balls have the same mass.  
The remaining ball is lighter than each of the other balls.

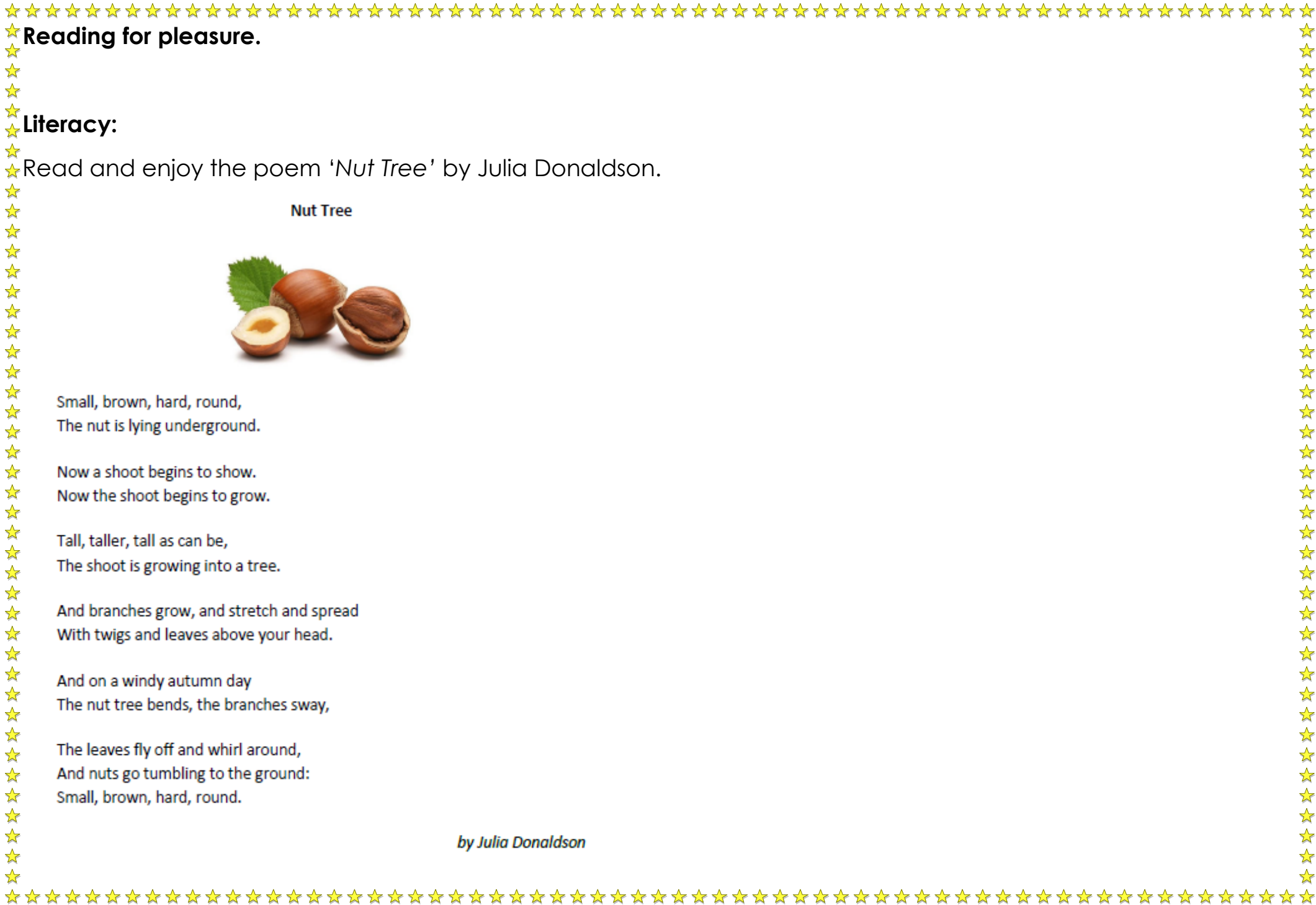
Using the balancing scale, how many times do you need to weigh the balls to identify the lighter ball?

Hint: Divide the balls into 3 groups of 3 balls.

Draw a picture to show how you can find the lighter ball.



**Answers will be up tomorrow!**



**Reading for pleasure.**

**Literacy:**

Read and enjoy the poem 'Nut Tree' by Julia Donaldson.

**Nut Tree**



Small, brown, hard, round,  
The nut is lying underground.

Now a shoot begins to show.  
Now the shoot begins to grow.

Tall, taller, tall as can be,  
The shoot is growing into a tree.

And branches grow, and stretch and spread  
With twigs and leaves above your head.

And on a windy autumn day  
The nut tree bends, the branches sway,

The leaves fly off and whirl around,  
And nuts go tumbling to the ground:  
Small, brown, hard, round.

*by Julia Donaldson*

Look at the following Rhymes that are in *Nut Tree*:

Rhymes in Nut Tree



| Verses  | Suggested rhyming words                |
|---|--|
| Small, brown, hard, round,<br>The nut is lying underground.   | sound loud hound<br>frowned found      |
| Now a shoot begins to show.<br>Now the shoot begins to grow.  | so low oh<br>how sew                   |
| Tall, taller, tall as can be,<br>The shoot is growing into a tree.  | see sea he<br>key toe                  |
| And branches grow, and stretch and spread<br>With twigs and leaves above your head.                       | bed said fed<br>sad ted bread          |
| And on a windy autumn day<br>The nut tree bends, the branches sway,                                       | hay say by<br>spray clay               |
| The leaves fly off and whirl around,<br>And nuts go tumbling to the ground:<br>Small, brown, hard, round. | bound crowned<br>mound show<br>drowned |

The rhyming words in the first verse of the poem have been highlighted.

I would like you to highlight or underline the rhyming words in all the other verses.

Read the words in the 'suggested rhyming words' for each set. Watch out- there is a word in **each** box that **doesn't** rhyme! Can you spot it? **Highlight the non-rhyming word.**

Once you have done that, look below to make sure you highlighted the right words.

Small, brown, hard, round,  
The nut is lying underground.

Now a shoot begins to show.  
Now the shoot begins to grow.

Tall, taller, tall as can be,  
The shoot is growing into a tree.

And branches grow, and stretch and spread  
With twigs and leaves above your head.

And on a windy autumn day  
The nut tree bends, the branches sway,

The leaves fly off and whirl around,  
And nuts go tumbling to the ground:  
Small, brown, hard, round.

sound loud hound  
frowned found

so low oh  
how sew

see sea he  
key toe

bed said fed  
sad ted bread

hay say by  
spray clay

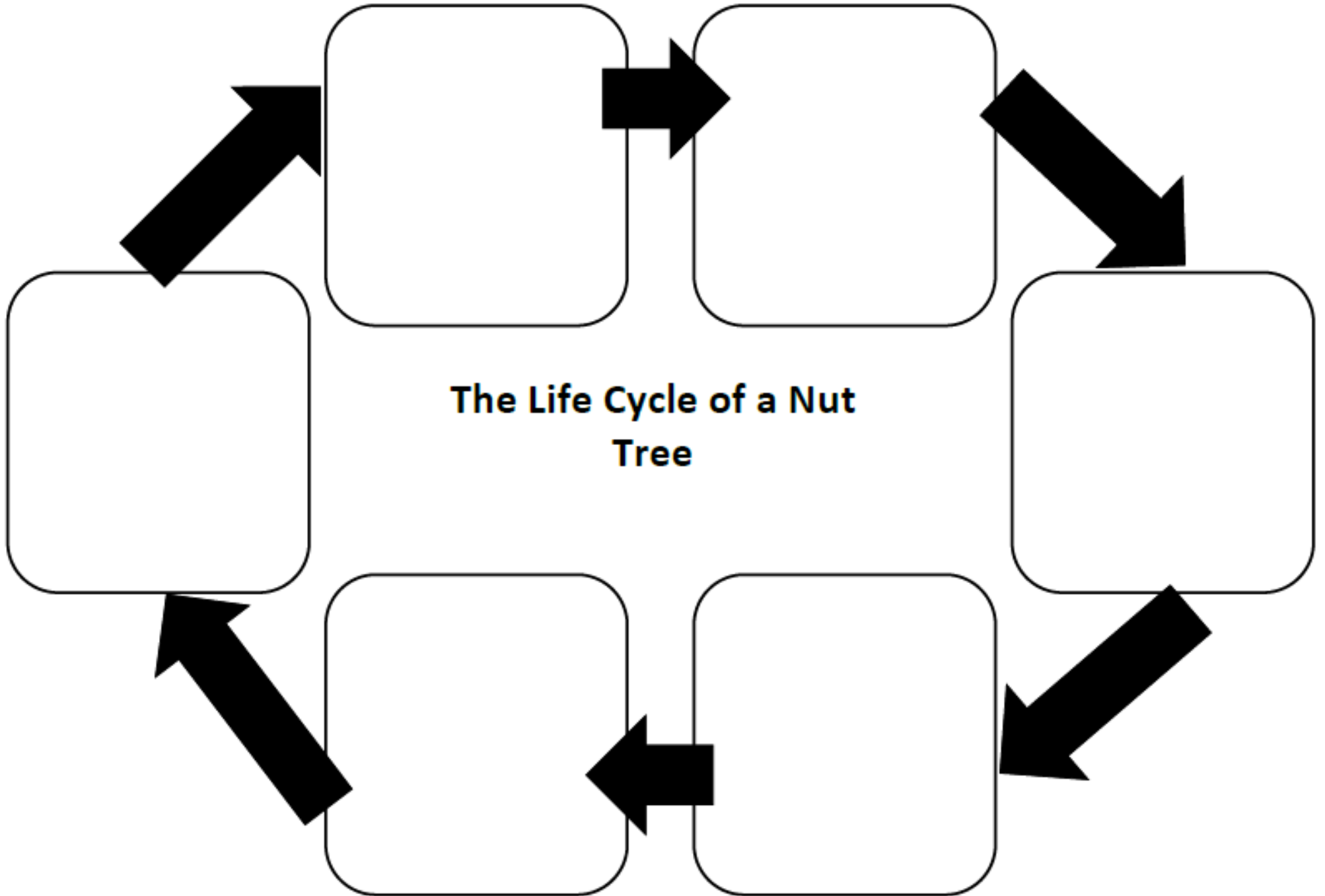
bound crowned  
mound fond  
drowned

*Nut Tree* tells the story of a tree from a tiny nut to a full-grown tree making more nuts of its own. We call this story a tree's 'life cycle'.

Using the template below, pick any box you like. In the box draw a picture of the nut underground. Follow the arrows around, drawing a picture for each stage in order, using the details in each verse to tell you what to draw.

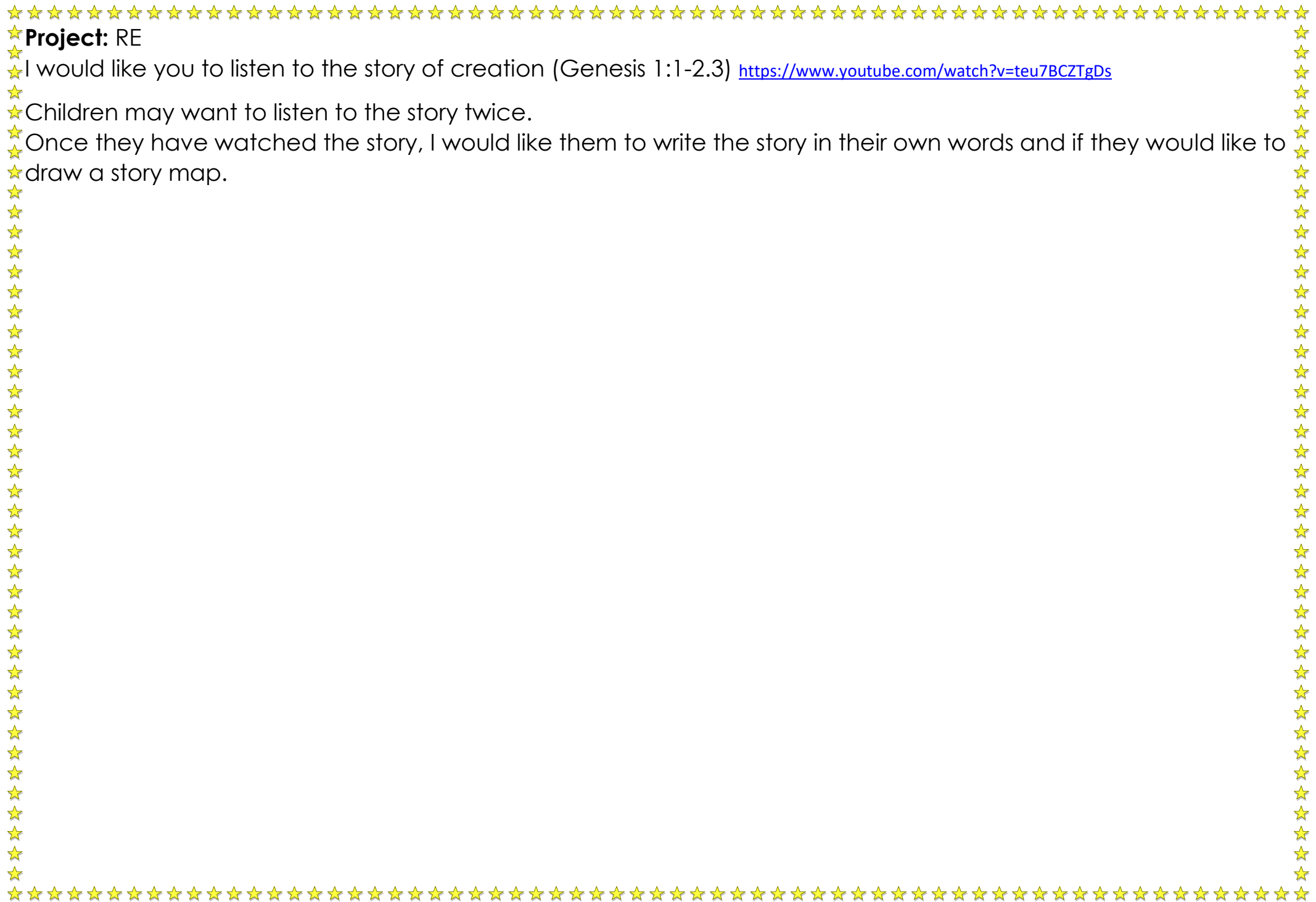
If you can, add a descriptive label under each box. For example: *Tiny shoot*; *small tree* etc.

**The Life Cycle of a Nut Tree**









★ **Project:** RE

★ I would like you to listen to the story of creation (Genesis 1:1-2.3) <https://www.youtube.com/watch?v=teu7BCZTgDs>

★ Children may want to listen to the story twice.

★ Once they have watched the story, I would like them to write the story in their own words and if they would like to draw a story map.