

Home Learning Tasks

Monday 22/06/2020

Sports Week:

See timetable attached – Monday - **Athletics (Track & Field)**

Choose any activity from the Monday suggestions and enjoy! You will need to refer to the timetable each day this week so keep it somewhere safe 😊

Morning Starter:

Maths 5-a-day. 22nd June. <https://corbettmathsprimary.com/5-a-day/> Remember to check your answers afterwards.

English:

Today you are doing **p22-23** inclusive, 'Nettle Fritter Menu' and 'Goblin necklace.' This is taken from the booklet shared with you on Monday 15th June.

Reading: Remember to listen to **Chapter 16 of Varjak Paw** today and complete the activity. All the links for Chapters 16-20 are below – you will need the links throughout the week. I will only put up a reminder each day to listen to the chapter of the day and to do the activity.

<https://www.youtube.com/watch?v=MH69Wk5A02w>

Chapter 16

<https://www.youtube.com/watch?v=hWQN90Cxp4>

Chapter 17

https://www.youtube.com/watch?v=MCEwD_RsOpo

Chapter 18

<https://www.youtube.com/watch?v=itgTeMckIUM>

Chapter 19

<https://www.youtube.com/watch?v=DMuGBpjenOw>

Chapter 20

Chapter 15 and 16

Vocabulary	<ul style="list-style-type: none"> ➤ Explain the meaning of the phrase 'calling him up from the dream'. ➤ What do you think the 'poison smoke' is that Varjak can taste? ➤ Explain the meaning of the following words from Chapter 15: neutral, shuddered ➤ Why is 'her' written in italics? ➤ What does the verb 'scoffed' tell you about Holly's feelings towards Varjak? ➤ Why do you think the author repeats the word 'something' on page 122 and 123?
Infer	<ul style="list-style-type: none"> ➤ Why do you think Holly is embarrassed when Varjak learns she has saved his life? What does this tell you about her? ➤ What impression do you get on Sally Bones? ➤ Can you find any examples in Chapter 15 that highlight Holly's sense of humour? ➤ Can you move as if you were Varjak as he steps out onto the streets at the beginning of Chapter 16? How would he move? Cautiously? Carefully? ➤ What might Varjak be thinking and feeling when he catches the mouse?
Predict	<ul style="list-style-type: none"> ➤ How do you think the Gentleman might be linked to the Vanishings?
Explain	<ul style="list-style-type: none"> ➤ Look at pages 122 and 123. How does the author build tension and suspense? Explain your ideas to a partner. ➤ Re-read the end of Chapter 15. Do you think Holly was wrong to tease Tam about Sally Bones? Why? Why not?
Retrieve	<ul style="list-style-type: none"> ➤ Use the information from the text to describe to a partner the alleyway that Varjak wakes up in at the beginning of Chapter 15. What can he see? ➤ Who has saved Varjak from Ginger's gang? ➤ What is so frightening about Sally Bones? ➤ Why does Holly tell Varjak to keep his head down as they move around the city? ➤ Why are Ginger and his gang so frightened at the moment?

Chapter 17 and 18

Vocabulary	<ul style="list-style-type: none">➤ Explain the meaning of the word 'radiating' on page 129. Does this word have any other meanings?➤ What do the verbs 'swaggered' and 'strutted' tell you about the cats on patrol?
Infer	<ul style="list-style-type: none">➤ What might Varjak be thinking and feeling when he is told he needs to clean himself?➤ What might Varjak be thinking and feeling when his collar is removed?➤ Do you think Tam is a coward? Why? Why not?
Predict	<ul style="list-style-type: none">➤ How do you think the cats will work together to hunt the pigeons?➤ Who is Razor? What is his face covered in? Why do you think this might be?
Explain	<ul style="list-style-type: none">➤ The slower you go, the faster you are. Can you think of any other stories or fables that have a similar theme?➤ Who do you think is the noblest: the family of Mesopotamian Blue cats or Holly?➤ What does the removal of Varjak's collar represent?➤ What do you think the lion statues might represent to Varjak?
Retrieve	<ul style="list-style-type: none">➤ What is the name of the river in Varjak's dream?➤ What is the Fourth Skill?➤ Why does Holly tell Varjak that he needs to clean himself?➤ What challenge does Holly set Varjak when they reach the fountain?
Summarise	<ul style="list-style-type: none">➤ Summarise all the evidence there is to suggest that Tam, Holly and Varjak are starting to work together.

Chapter 19 and 20

Vocabulary	<ul style="list-style-type: none"> ➤ How does the author portray the pigeons as frightening creatures? What words does he use? ➤ Explain the phrase, 'his legs were like soggy paper'. Can you think of another phrase that means the same thing? ➤ Underline or write down all the words or phrases used to describe Razor. What image do they present? Are they effective?
Infer	<ul style="list-style-type: none"> ➤ Look at the beginning of Chapter 19. Why do you think the cats' plan is kept from us? ➤ What might Tam be thinking and feeling when she springs at the pigeons? ➤ Describe the relationship between Tam and Varjak to a partner. ➤ What are your first impressions of Razor? Can you use three adjectives to describe him?
Predict	<ul style="list-style-type: none"> ➤ Read to the end of Chapter 19. What do you think might happen to Tam? What do you think the fishy smell might be? ➤
Explain	<ul style="list-style-type: none"> ➤ Do you think Tam looks up to and respects Varjak? Why might this be? ➤ Is Tam right to leave her friends and follow the fishy smell? ➤ How is Razor similar to Julius? ➤ Does Razor remind you of any other characters in stories you've read? Why? ➤ Was Varjak right to challenge Razor?
Retrieve	<ul style="list-style-type: none"> ➤ How do Holly and Varjak plan to catch the pigeons? ➤ Which Skill does Varjak use to save Holly from the pigeons? ➤ Varjak and Holly meet Sally Bones when they are looking for Tam. True or false? ➤ What reason does Razor give Holly for joining their gang?
Summarise	<ul style="list-style-type: none"> ➤ Holly should join Sally Bone's gang – it will keep her safe. Have a group discussion and then summarise all the ideas in a table.

Spellings:

L1: Revise prefixes 'un' 'dis' 'in' 're' 'sub' 'inter' 'super' 'anti' 'auto'

Use the matrices below to create as many words as you can, listing them on paper or in your book. Use a dictionary to check the spellings of the words you have created.

For example: I have created a word below by taking one from each part of the matrix.

un fin ish ed = unfinished

Now you try!

un de in	fin	ish al ite	ing ed es ly ist ise ive
un re	at de	tach	ing ed es able ment

Maths

Chapter 12 Lesson 3: Classifying triangles

Worksheet Pages: 126-128

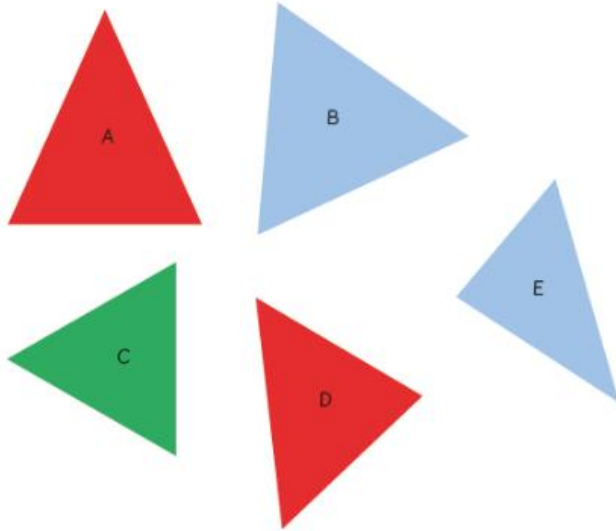
Lesson Objective: To compare and classify triangles.

Lesson Approach

To begin this lesson, show pupils the In Focus task and ask them what is the same and what is different about the triangles. Allow them to consider this and share their ideas with the class. Encourage them to talk about the triangles without referring to them by their actual 'name'. Ask them to sort the triangles according to their own criteria and allow some time for discussion and feedback. Is it possible to sort the triangles using different criteria? Who has sorted the shapes three ways? Display the images from Let's Learn and discuss how the children have sorted the shapes. What makes an equilateral/isosceles/scalene triangle? How can you find the perimeters of the triangles?

During Guided Practice, you are identifying triangles by their side properties. Check the lengths of the sides using a ruler. An isosceles triangle has two sides of the same length and two angles are equal. This definition includes an equilateral triangle as a special case, i.e. an equilateral triangle is also isosceles.

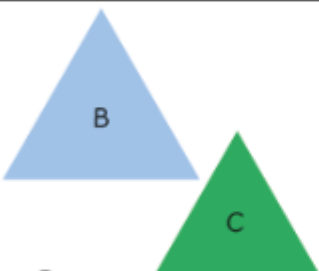
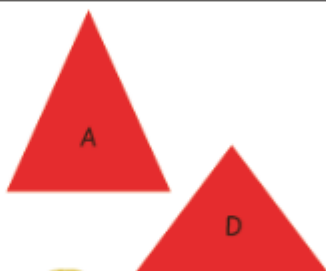

In Focus



How are they alike?
How are they different?

Let's Learn

1  looks at the lengths of the sides.

all three sides are of equal length	only two sides are of equal length	all three sides are of different length
		



equilateral
triangles



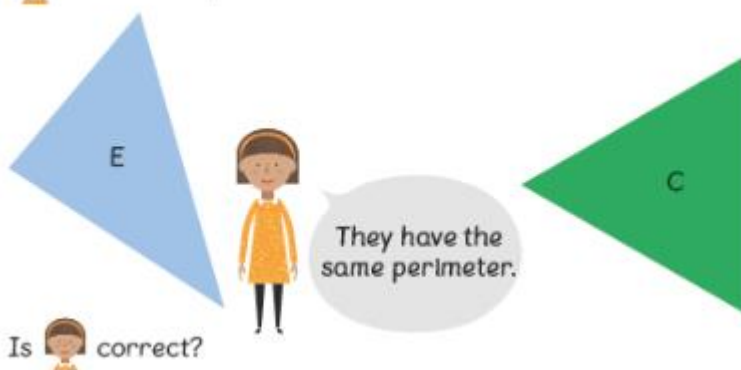
isosceles
triangles



scalene
triangles

2

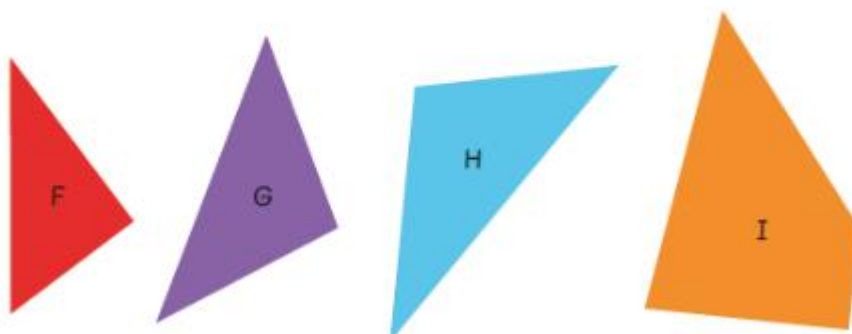
👧 looks at the perimeter.



Guided Practice

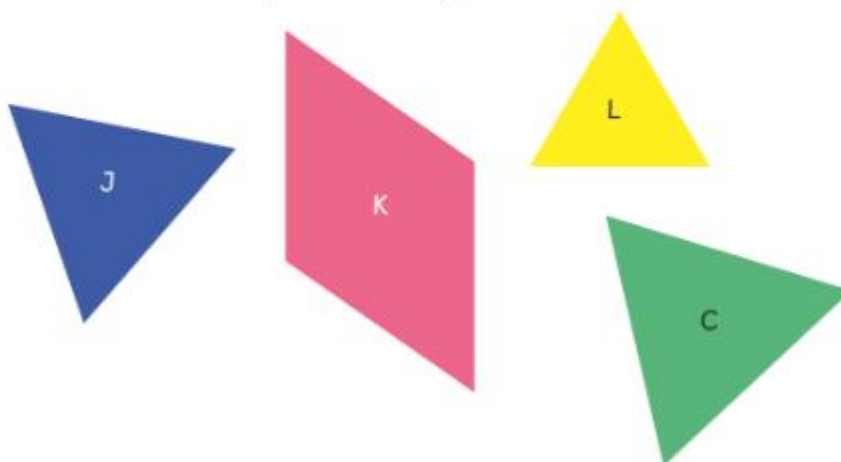
1

In a scalene triangle, all three sides have different lengths.
Which of these are scalene triangles?

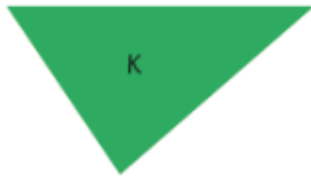


2

In an equilateral triangle, all three sides have the same length.
Which of these are equilateral triangles?



- 3 In an isosceles triangle, two sides are of equal lengths.
Which of these are isosceles triangles?



Draw another
isosceles triangle.




Worksheet 3

Classifying Triangles

1 Look at the triangles.

- (a) Colour the scalene triangles green.
- (b) Colour the equilateral triangles red.
- (c) Colour the isosceles triangles blue.



2 Label each triangle.

(a)



(b)



(c)



(d)



(e)



3 Draw two different scalene triangles.



4 Draw two different equilateral triangles.



5 Draw two different isosceles triangles.

