



★ **Tuesday 30th June.**

★ Good morning Class One! I hope you and all your family are staying safe and well! Here is your joke for today:

★ *what musical instrument is found in the bathroom?*

★ *-A tuba toothpaste.*


★ **Phonics: 'ear'** sound.

★ Watch: <https://www.bbc.co.uk/bitesize/topics/zvq9bdm/articles/z4p3pg8>

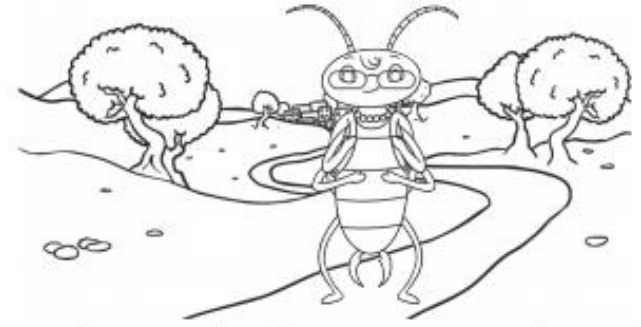
ear Phoneme Spotter Story



★ At the rear of a shed, there lived a family of earwigs. There were three dear little children that had been born at the start of the year.



★ The smallest, called Sid, was clearly different: he had a beard and two big ears! The mother earwig always kept the children near.



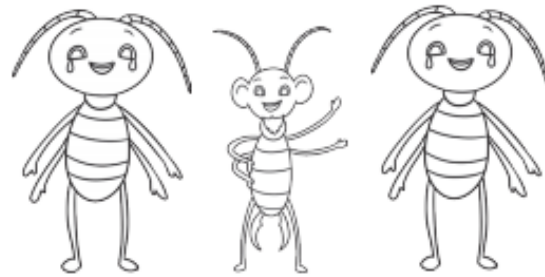
★ But one afternoon her fear came true! She got home and Sid was not near! So she went to find him, taking all her gear (and some glasses to help her see clearly).



★ When she reached a nearby bush, she could hear something. She put on her glasses and saw Sid. He was stuck. His beard was stuck on a thorn!



ear Phoneme Spotter Story



Never fear! Mummy Earwig to help Sid! She looked in her bag of gear and found some shears to cut the beard!

Sid was glad and his siblings shed a tear when he came home to the rear of the shed.

Dictation: The man has a long, crazy beard.

Maths starter:

Circle $\frac{1}{2}$ of the tennis balls

A collection of 15 green tennis balls arranged in a grid-like pattern. Below the balls is the text "Circle 1/2 of the tennis balls".

Circle $\frac{1}{2}$ of the dogs

A collection of 15 brown dogs in various poses, some jumping and some standing. Below the dogs is the text "Circle 1/2 of the dogs".

Circle $\frac{1}{2}$ of the bottles

A collection of 15 orange water bottles with blue caps, scattered in various orientations. Below the bottles is the text "Circle 1/2 of the bottles".

Maths: Describe position

Describe Position (1)

Notes and Guidance

Children use 'left', 'right', 'forwards' and 'backwards' to describe position and direction. They will describe the position of objects and shapes from different starting positions.

You could use board games such as Snakes and Ladders and Twister to explore positional language.

Where possible, this concept should be explored practically.

Mathematical Talk

What are the different directions we can move in?

How would I get to the?

How could you describe the movement?

How could we record the movement?

How would I get from the to the?

Varied Fluency

Use cones to mark out a route for a partner. Describe the route your partner needs to take using the words 'left', 'right', 'forwards' and 'backwards'.

Use a grid to move a bot to different places. Use the words 'left', 'right', 'forwards' and 'backwards' to describe the movements.



Complete the sentences using 'left' and 'right' to describe the position of the coins.



The £1 coin is to the _____ of the 1p coin.

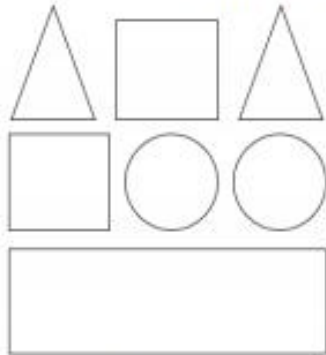
The 50p coin is to the _____ of the 1p coin.

The 2p coin is to the _____ of the 50p coin.

Describe Position (1)

Reasoning and Problem Solving

Use the clues to colour the shapes.



- The circle in the middle is blue.
- The circle on the right is red.
- The shape up from the right circle is green.
- The shape down from the circles is green.
- The square to the left of the green triangle is red.
- The four-sided shape up from the rectangle is blue.
- The triangle on the left is red.



Mo

The pink doughnuts are on the left.


The pink doughnuts are on the right.



Alex



Who is correct?
Explain how you know.





★ Now think about which one you prefer- the tiger or the polar bear.

★ Draw your choice then write a sentence about why you like that animal best. Remember to use *because* in your sentence to explain your choice.

★ **Spelling: Choose three of your words to create three silly sentences, for example:** My dog put ketchup on the pitch.

-tch

The -tch sound comes straight after a single vowel sound. Except for: rich, which, much, such.

catch

fetch

kitchen

notch

hutch

pitch

stitch

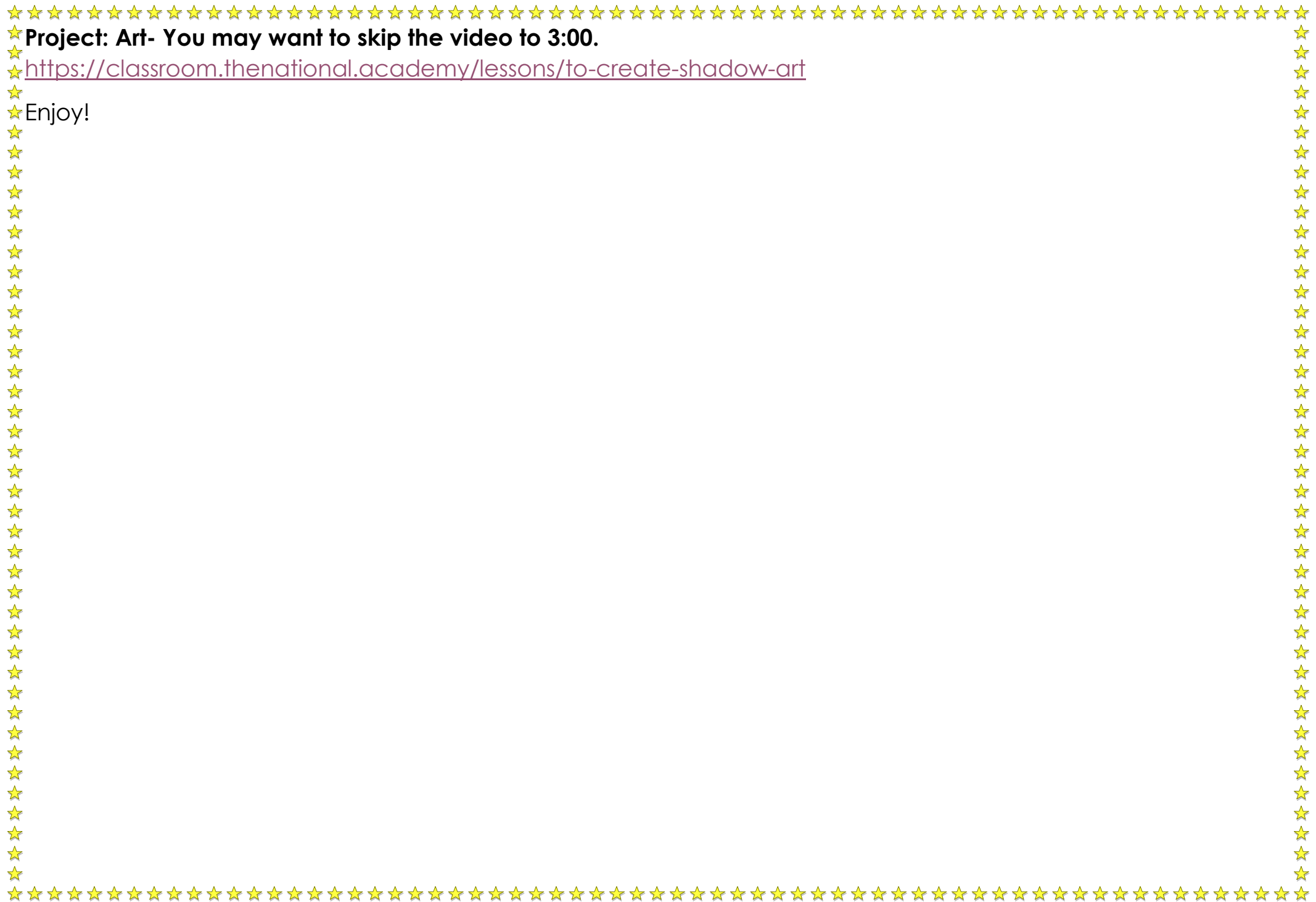
put

Mr

Mrs

(Also recap days of the week)





★ **Project: Art- You may want to skip the video to 3:00.**

★ <https://classroom.thenational.academy/lessons/to-create-shadow-art>

★ Enjoy!